

# Vancouver

CDP Cities: InFocus Report | 2016





## About the report

CDP is a not-for-profit that provides the global platform for cities to measure, manage and disclose their environmental data. We work with more than 500 cities who are now measuring and disclosing environmental data on an annual basis in order to manage emissions, build resilience, and protect themselves from the growing impacts of climate change.

Thanks to CDP's cities program funder, Bloomberg Philanthropies, CDP has seen 533 cities disclose their climate change related data, a 70% increase from 2015. We congratulate the hard work and dedication of city governments in measuring and disclosing this data and for the actions they take to tackle climate change. To see the results for all participating cities, visit <https://www.cdp.net/cities>.

For the last 6 years, CDP has partnered with the C40 Cities Climate Leadership Group (C40) in connecting more than 90 of the world's greatest cities, representing over 650 million people and one quarter of the global economy. Created and led by cities, C40 is focused on tackling climate change and driving urban action that reduces greenhouse gas emissions and climate risks, while increasing the health, wellbeing and economic opportunities of urban citizens.

InFocus Reports are given to the city in each region that produced the highest quality response for their submission to CDP Cities.

In 2016, five C40 cities are awarded with InFocus Reports for demonstrating leadership in their region by taking bold climate action. We congratulate: Cape Town, South Africa; Mexico City, Mexico; Paris, France; Sydney, Australia and Vancouver, Canada.

This year we also recognize cities that are disclosing for the first time in 2016 and received the highest score in each of their regions: Gladsaxe, Denmark; Municipalidad de Providencia, Chile; City of North Vancouver, Canada; Taoyuan City, Taiwan; and Yaoundé 6, Cameroon. This group of cities are excelling at disclosure in their first year of reporting, which is critical for taking meaningful action to address environmental risks.

With this report CDP, C40 and AECOM are proud to highlight Vancouver as a climate leader. This document contains the questionnaire data provided to CDP from Vancouver as part of its 2016 CDP submission.



# Vancouver, Canada

5

Years disclosing to CDP

Population

603,500



**CDP is one of the official reporting platforms supporting the Compact of Mayors, which has now merged with the EU's Covenant of Mayors to create the Global Covenant of Mayors for Climate & Energy**

## Compact of Mayors

Phases completed



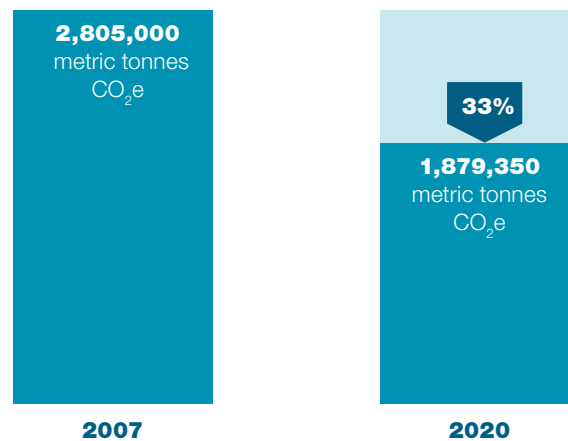
# Mitigation

## Climate Action Plan

Greenest City 2020 Action Plan Part Two | 2012

**Emissions protocol:**  
Global Protocol  
for Community-  
Scale Greenhouse  
Gas Emissions  
Inventories (GPC),  
(WRI, C40 and ICLEI)

### Total community emissions trend and target



# 6

activities being  
undertaken to  
reduce emissions

### Top 3 emissions reduction activities



#### Landfill management

Landfill gas management/  
Landfill gas to energy



#### Energy efficiency / retrofit measures

Commercial buildings and facilities:  
Heating and cooling efficiency

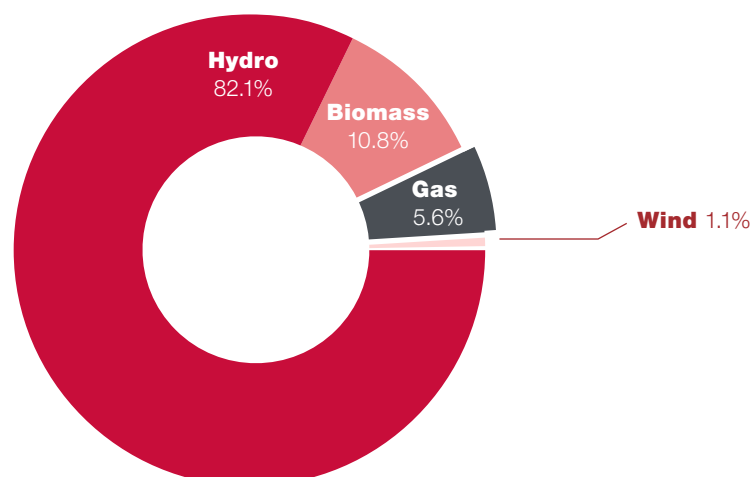


#### Building codes and standards

Energy performance ratings  
for all construction; enhanced  
requirements for construction on  
rezoned land

**By 2050 Vancouver  
aims to source 100%  
of its total energy from  
renewable energy means**

### Energy mix breakdown of city-wide electricity



# Climate hazards

## Vulnerability assessment

Vancouver Climate Change Adaptation Strategy | 2012

**Climate hazards are dangerous climate-related physical events that may cause loss of life, injury, or other health impacts.**

**These hazards can cause damage or loss to infrastructure, livelihoods, and environmental resources.**

### Top 3 climate hazards by timescale

Current



Rain storm

Short-term (by 2025)



Severe wind



Flash/surface flood



Storm surge


Medium-term (by 2050)



Heat wave



Insect infestation



Coastal flood

Long-term (after 2051)



Salt water intrusion

### Top 3 assets / services affected by climate hazards



Health and community



Emergency services



Residential

## Adaptation Plan

Vancouver Climate Change Adaptation Strategy | 2015

# 11

actions are being undertaken to reduce risk from climate hazards

### Adaptation actions taken for the top climate hazards



#### Rain storm

Storm water capture systems



#### Extreme hot days

Community engagement/  
education




#### Insect infestation

Pest management and  
resilient trees

### Adaptation actions taken to reduce water supply risks, by timescale

Medium-term



#### Flooding



Floodwater management (natural or  
man made infrastructure)



#### Increased water stress or scarcity



Municipal water  
efficiency retrofits



# Economic opportunities

**Climate change presents opportunities as well as risks. Many cities have identified economic or financial benefits opportunities from mitigating, and adapting to climate change.**

## Top economic opportunities from climate change

- ▼ Development of new business industries (e.g. clean tech)
- ▼ Green jobs
- ▼ Longer growing seasons
- ▼ Improved efficiency of operations
- ▼ Increased attention to other environmental concerns
- ▼ Increased green entrepreneurship
- ▼ Additional funding options
- ▼ Attract green capital
- ▼ Increased energy security



### Important Notice

The contents of this report may be used by anyone providing acknowledgment is given to CDP. This does not represent a license to repackage or resell any of the data reported to CDP and presented in this report. If you intend to repackage or resell any of the contents of this report, you need to obtain express permission from CDP before doing so.

CDP has prepared the data and analysis in this report based on responses to the CDP 2016 cities information requests. No representation or warranty (express or implied) is given by CDP as to the accuracy or completeness of the information and opinions contained in this report. You should not act upon the information contained in this publication without obtaining specific professional advice. To the extent permitted by law, CDP do not accept or assume any liability, responsibility or duty of care for any consequences of you or anyone else acting, or refraining to act, in reliance on the information contained in this report or for any decision based on it.

CDP Worldwide, Inc. is a not-for-profit organization with 501(c)3 charitable status in the U.K.

© 2017 CDP. All rights reserved.

#### CDP Contacts

**Paul Dickinson**  
Executive Chairman

**Paul Simpson**  
Chief Executive Officer

**Frances Way**  
Co-Chief Operating Officer

**Sue Howells**  
Co-Chief Operating Officer

#### CDP's Cities Program

**Conor Riffle**  
Director, Cities and Data  
Product Innovation

**Kyra Appleby**  
Head of Cities

**Katie Walsh**  
Senior Manager,  
North America

**Andreia Banhe**  
Manager,  
Latin America

**Hanah Paik**  
Manager,  
Asia Pacific

**Chris Thorpe**  
Manager, Europe, Middle East  
and Africa

**Sara Telahoun**  
Senior Project Officer

**Simeran Bachra**  
Data Analyst

**Alice de Palma**  
Project Coordinator

#### CDP Board of Trustees

**Chairman: Alan Brown**  
The Wellcome Trust

**Jane Ambachtsheer**  
Mercer Investments

**Jeremy Burke**  
UK Green Investment Bank

**Kate Hampton**  
Children's Investment Fund  
Foundation

**Jeremy Smith**  
Disciple Media

**Takejiro Sueyoshi**

**Martin Wise**  
Relpro

#### CDP Advisors

**Lord Adair Turner**

**Rear Admiral Neil Morisetti CB**

#### AECOM Team

**Claire Bonham-Carter**  
Principal, Director of Sustainable  
Development

**Ben Smith**  
Principal, Director of Sustainable  
Development

**Christopher Pountney**  
Associate Director

**Kelly Sharman**  
Senior Resource Studio  
Manager

**Nina Patel**  
Graphic Designer