
CDP 2014 ASX 200 Climate Leadership Awards



Global scoring and
sustainability business process outsourcing partner



CDP Australia & NZ
ACN 148 974 323
E: australianz@cdp.net
T: +61 (0)2 8213 2452
www.cdp.net

Climate disclosure scores and climate performance bands

Each year, company responses to CDP's climate change information request are analysed and scored against two parallel scoring schemes: disclosure and performance.

What does a climate disclosure score represent?

The climate disclosure score assesses the completeness and quality of a company's response. A high disclosure score signals that a company provided comprehensive information about the measurement and management

of its carbon footprint, its climate change strategy and risk management processes and outcomes.

What does a climate performance band represent?

Where a company's disclosure score is 50 or more, its performance in contributing to climate change mitigation, adaptation and transparency is assessed and ranked in a climate performance band. Its intent is to highlight positive climate action as demonstrated by a company's CDP response. Disclosure scores of less than 50 do not necessarily indicate poor performance; rather, they indicate insufficient information to evaluate performance.

Performance scores are grouped into six bands: A, A-, B, C, D and E (see boxed text: Climate performance elements). A high performance band signals that a company is measuring, verifying and managing its carbon footprint, for example by setting and meeting carbon reduction targets and implementing programs to reduce emissions in both its direct operations and supply chain.

What a climate performance band does NOT represent

It is important for investors to keep in mind that the climate performance band is not:

- ❑ A measure of how low carbon a company is
- ❑ An assessment of the extent to which a company's actions have reduced carbon intensity relative to other companies in its sector
- ❑ An assessment of how material a company's actions are relative to the business; the score simply recognises evidence of action

Reporting of climate disclosure and performance scores

Disclosure and performance scores were combined into one CDP score in 2012, e.g., a company that scored 70 for disclosure and a C band for performance would achieve a CDP score of 70 C. The scores of all ASX200 and NZX50 responding companies are made publicly available, including companies whose response is non-public and only available to CDP's investor signatories. A listing of ASX200 and NZX50 companies and their CDP scores is included in the Responding companies section. Public scores are available in CDP reports, through the CDP website, Bloomberg Terminals, Google Finance and Deutsche Boerse's website.

CDP's Climate Leadership Indices

The highest scoring companies for disclosure and/or performance in each sample (e.g., ASX200) enter the Climate Disclosure Leadership Index (CDLI) and/or the Climate Performance Leadership Index (CPLI).

CDP: the most credible corporate sustainability ranking in the world

CDP's Climate Leadership Indices were recognised as the most credible corporate sustainability ranking in the world in a global survey of 850 sustainability experts in over 70 countries (GlobeScan/Sustainability, *Rate the Raters, Phase Five: Polling the Experts 2012*).

Climate disclosure score

| Low | Midrange | High |
|---|---|--|
| (<50) | (50-70) | (>70) |
| Limited or restricted ability to measure and disclose climate related risks, opportunities and overall carbon emissions | Increased understanding and measurement of company-specific risks and opportunities related to climate change | Senior management understand the business issues related to climate change and are building climate related risks and opportunities into core business |

Disclosure score (MAX. 100)

The journey to leadership

Compliance

Managing
for value

Strategic
advantage

Climate performance elements

Performance band (A is highest)

Band A/A-

Fully integrated climate change strategy driving significant maturity in climate change initiatives

Band B

Integration of climate change recognized as priority for strategy, not all initiatives fully established

Band C

Some activity on climate change with varied levels of integration of those initiatives into strategy

Band D

Limited evidence of mitigation or adaptation initiatives and no/limited strategy on climate change

Band E

Little evidence of initiatives on carbon management potentially due to companies just beginning to take action on climate change

No performance band allocated below a disclosure score of 50

CDP 2014 ASX 200 Climate Performance Leadership Index

The Climate Performance Leadership Index (CPLI) includes the companies in the highest performance band (A) and provides a valuable perspective on the range and quality of activities being performed by ASX200 companies in response to climate change.

Eligibility for the CPLI

To enter the CPLI (i.e., Performance Band A), a company must:

- Make its response public and submit via CDP's Online Response System
- Attain a disclosure score greater than 50
- Attain a performance score greater than 85
- Disclose gross global scope 1 and scope 2 figures
- Score maximum performance points for verification of scope 1 and scope 2 emissions
- Score maximum performance points on question 12.1a for greenhouse gas emissions reductions due to emission reduction actions over the past year (i.e., a minimum of 4% or more in emission reductions achieved due to emission reduction actions)

Notes

- Band A- (A minus) companies are not in the CPLI. They are strong performers, with a performance score high enough to warrant inclusion in the CPLI but they do not meet all other CPLI requirements. There are 3 A- organisations in the ASX200 responding companies in 2014.
- CDP reserves the right to exclude any company from the CPLI if there is anything in its response or other publicly available information that calls into question its suitability for inclusion.

| Company | CDP 2014 climate performance band | Sector | Consecutive years on ASX 200 CPLI* |
|--------------------------------|-----------------------------------|------------|------------------------------------|
| Commonwealth Bank of Australia | A | Financials | 2 |
| Dexus Property Group | A | Financials | 2 |
| Henderson Group | A | Financials | 1 |
| Insurance Australia Group | A | Financials | 1 |
| Investa Office Fund | A | Financials | 1 |
| National Australia Bank | A | Financials | 5 |

* Including companies previously included on the CDP ASX200 and NZX50 CPLI which was one combined index in 2010 and 2011.

CDP 2014 ASX 200 Climate Disclosure Leadership Index

The Climate Disclosure Leadership Index (CDLI) includes the twenty companies that provided the highest quality climate disclosure through CDP in 2014, based on their CDP 2014 climate disclosure score.

| Company | CDP 2014 climate disclosure score | Sector | Consecutive years on ASX 200 CDLI* |
|---|-----------------------------------|------------------------|------------------------------------|
| Amcor | 100 | Materials | 6 |
| Commonwealth Bank of Australia | 100 | Financials | 6 |
| 21st Century Fox | 99 | Consumer Discretionary | 1 |
| Australia and New Zealand Banking Group | 98 | Financials | 9 |
| CFS Retail Property Trust | 98 | Financials | 5 |
| Dexus Property Group | 98 | Financials | 4 |
| Insurance Australia Group | 98 | Financials | 9 |
| Westpac Banking Corporation | 98 | Financials | 2 |
| Henderson Group | 97 | Financials | 1 |
| News Corp | 96 | Consumer Discretionary | 7 |
| Qantas Airways | 96 | Industrials | 5 |
| Woolworths Limited | 96 | Consumer Staples | 7 |
| David Jones | 94 | Consumer Discretionary | 2 |
| National Australia Bank | 94 | Financials | 9 |
| AGL Energy | 92 | Utilities | 8 |
| GPT Group | 92 | Financials | 1 |
| Metcash | 92 | Consumer Staples | 5 |
| PanAust | 91 | Materials | 1 |
| Westfield Group | 91 | Financials | 2 |
| AMP | 89 | Financials | 1 |
| BWP Trust | 89 | Financials | 1 |

* Including companies previously included on the CDP ASX 200 and NZX 50 CDLI, which was one combined index until 2011.

Two companies scored 100 out of 100 for climate disclosure this year – Amcor and Commonwealth Bank of Australia.

The minimum score for inclusion in the CDP 2014 ASX 200 Climate Disclosure Leadership Index (CDLI) is 89, a 4 point increase on 2013. It should be noted that one company – Leighton Holdings – scored 97 but was not eligible for inclusion in the CDLI as its response is private, viewable only by CDP's institutional investor signatories. Only public responses are eligible for inclusion on CDP's climate leadership indices.

3 companies – ANZ Banking Group, Insurance Australia Group and National Australia Bank – have been included on the CDLI for nine consecutive years, demonstrating their strong commitment to providing the market with high quality climate change disclosure.

CDP 2014 ASX 200 Climate Leadership Awards

Award 1 – Best year on year change in climate disclosure

Awarded to the ASX 200 company with the biggest year on year improvement in its climate disclosure score from CDP 2013 to CDP 2014.

Winner

Challenger

Finalists

| Company | CDP 2013 climate disclosure score | CDP 2014 climate disclosure score | Improvement in climate disclosure score 2013-14 |
|--------------------|-----------------------------------|-----------------------------------|---|
| Challenger | 15 | 64 | 49 |
| Asciano Group | 51 | 81 | 30 |
| Kathmandu Holdings | 47 | 76 | 29 |
| The Reject Shop | 20 | 49 | 29 |
| PanAust | 63 | 91 | 28 |
| Caltex Australia | 56 | 83 | 27 |

Award 2 – Best climate disclosure

Awarded to the ASX 200 companies with the highest CDP climate disclosure score in 2014.

Joint winners

Amcor

Commonwealth Bank of Australia

Finalists

| Company | CDP 2014 climate disclosure score |
|---|-----------------------------------|
| Amcor | 100 |
| Commonwealth Bank of Australia | 100 |
| Twenty-First Century Fox | 99 |
| Australia and New Zealand Banking Group | 98 |
| CFS Retail Property Trust | 98 |
| Dexus Property Group | 98 |
| Insurance Australia Group | 98 |
| Westpac Banking Corporation | 98 |

Award 3 – Largest renewable energy purchaser

Awarded to the ASX 200 company that purchased the largest proportion of its total energy consumption from renewable energy.

Winner

National Australia Bank

Finalists

| Company | Renewable energy purchased (MWh) | Total energy purchased (MWh) | Proportion of energy sourced from renewable energy |
|-------------------------|----------------------------------|------------------------------|--|
| National Australia Bank | 40,388 | 306,299 | 13.2% |
| Dexus Property Group | 13,000 | 144,846 | 9.0% |
| GPT Group | 6,522 | 207,587 | 3.1% |

Award 4 – Most profitable investment in carbon reduction

Awarded to the ASX 200 company that reported the most profitable carbon reduction activity through CDP in 2014.

Winner

Woodside Petroleum

Finalists

| Company | Annual monetary savings | Investment required | Return on Investment | Annual carbon savings (metric tonnes CO ₂ -e) |
|-------------------------|-------------------------|---------------------|----------------------|--|
| Woodside Petroleum | USD\$16,472,313 | USD\$92,666 | 17,776% | 676 |
| 21st Century Fox | USD\$464,000 | USD\$7,500 | 6,187% | 6 |
| National Australia Bank | AUD\$92,413 | AUD\$5,385 | 1,716% | 74 |
| AGL Energy | AUD\$4,500,000 | AUD\$300,000 | 1,500% | 274,000 |
| Qantas Airways | AUD\$650,000 | AUD\$50,000 | 1,300% | 1,900 |

Award 5 – Largest relative carbon reduction

Awarded to the ASX 200 company that reported the largest percentage reduction in its carbon emissions due to emission reduction activities, relative to the company's total Scope 1 and Scope 2 emissions.

Winner

Commonwealth Bank of Australia

Finalists

| Company | Reduction in carbon emissions (relative to the company's total Scope 1 and 2 emissions) |
|--------------------------------|---|
| Commonwealth Bank of Australia | 13.9% |
| Brambles | 13% |
| Wesfarmers | 12% |
| Rio Tinto | 10.7% |
| Macquarie Group | 10.6% |

Award 6 – Largest absolute carbon reduction

Awarded to the ASX 200 company that reported the largest absolute reduction in its total Scope 1 and Scope 2 carbon emissions - in metric tons CO₂-e - due to emission reduction activities.

Winner

Rio Tinto

Finalists

| Company | Reduction in carbon emissions (Total Scope 1 & 2 emissions – tonnes CO ₂ -e) |
|--------------|--|
| Rio Tinto | 4,620,110 |
| Wesfarmers | 635,931 |
| BHP Billiton | 281,400 |
| Santos | 269,190 |

Award 7 – Best year on year change in climate performance

Awarded to the ASX 200 company with the biggest year on year improvement in its CDP climate performance score from CDP 2013 to CDP 2014.

Winner

Kathmandu Holdings

Finalists

| Company | CDP 2013 climate performance band | CDP 2014 climate performance band |
|--------------------|--------------------------------------|--------------------------------------|
| Kathmandu Holdings | No Band | C |
| Henderson Group | B | A |
| Asciano Group | E | C |
| PanAust | D | C |

Award 8 – CDP Climate Performance Leader 2014

Awarded to all ASX 200 companies included on the CDP Climate Performance Leadership Index 2014.

Joint winners

Commonwealth Bank of Australia
Dexus Property Group
Henderson Group
Insurance Australia Group
Investa Office Fund
National Australia Bank

ASX 200 and NZX 50 non-responding companies

| Company | Listed On | Response status |
|-------------------------------|-----------|-----------------|
| Consumer Discretionary | | |
| Automotive Holdings Group | ASX | DP |
| Breville Group | ASX | NR |
| Domino's Pizza Enterprises | ASX | NR |
| Echo Entertainment Group | ASX | NR |
| Fairfax Media | ASX | NR |
| Flight Centre | ASX | NR |
| G8 Education | ASX | NR |
| GUD Holdings | ASX | DP |
| Guinness Peat Group | NZX | NR |
| Hallenstein Glasson Holdings | NZX | NR |
| Harvey Norman Holdings | ASX | DP |
| InvoCare | ASX | NR |
| Michael Hill International | NZX | NR |
| Myer Holdings | ASX | NR |
| Navitas | ASX | DP |
| Pacific Brands | ASX | NR |
| Premier Investments | ASX | NR |
| REA Group | ASX | NR |
| Restaurant Brands New Zealand | NZX | NR |
| Retail Food Group | ASX | NR |
| Seven West Media | ASX | NR |
| Sky City Entertainment Group | ASX NZX | NR |
| Sky Network Television | ASX NZX | DP |
| Slater & Gordon | ASX | DP |
| Southern Cross Media Group | ASX | NR |
| STW Communications Group | ASX | NR |
| Super Retail Group | ASX | IN |
| Tabcorp Holdings | ASX | NR |
| Ten Network Holdings | ASX | NR |
| Trade Me | ASX NZX | NR |
| Village Roadshow | ASX | NR |
| Wotif.com Holdings | ASX | NR |

| | | |
|------------------|-----|----|
| Consumer Staples | | |
| A2 Corp | NZX | NR |
| Coca-Cola Amatil | ASX | DP |
| Goodman Fielder | ASX | NR |
| GrainCorp | ASX | NR |

| | | |
|-----------------------|-----|----|
| Energy | | |
| Aurora Oil & Gas | ASX | NR |
| Beach Energy | ASX | NR |
| Buru Energy | ASX | NR |
| Drillsearch Energy | ASX | NR |
| Horizon Oil | ASX | DP |
| Karoo Gas Australia | ASX | NR |
| New Zealand Oil & Gas | NZX | DP |
| Paladin Energy | ASX | NR |
| Senex Energy | ASX | NR |
| Whitehaven Coal | ASX | NR |
| Z Energy | NZX | NR |

| | | |
|-----------------------------------|-----|----|
| Financials | | |
| Abacus Property Group | ASX | DP |
| Argosy Property | NZX | NR |
| Australand Property Group | ASX | DP |
| Bank of Queensland | ASX | NR |
| Commonwealth Property Office Fund | ASX | DP |
| Cromwell Property Group | ASX | NR |
| DNZ Property Fund | NZX | DP |
| Federation Centres | ASX | NR |
| Flexigroup | ASX | DP |
| Fonterra Shareholders Fund | NZX | DP |
| Heartland New Zealand | NZX | NR |
| Lend Lease Group | ASX | NR |
| Magellan Financial Group | ASX | NR |
| NZX | NZX | NR |
| Property For Industry | NZX | DP |
| Shopping Centres Australasia | ASX | NR |
| Tower | NZX | NR |
| Westfield Retail Trust | ASX | NR |

| | | |
|---------------------|-----|----|
| Health Care | | |
| Acrux | ASX | NR |
| Ansell | ASX | NR |
| Cochlear | ASX | NR |
| Mesoblast | ASX | NR |
| Metlifecare | NZX | DP |
| Primary Health Care | ASX | NR |

| Company | Listed On | Response status |
|--------------------------|-----------|-----------------|
| Ramsay Health Care | ASX | NR |
| ResMed | ASX | NR |
| Ryman Healthcare | NZX | NR |
| Sigma Pharmaceuticals | ASX | NR |
| Sirtex Medical | ASX | NR |
| Sonic Healthcare | ASX | NR |
| Summerset Group Holdings | NZX | NR |
| Virtus Health | ASX | NR |

| | | |
|-----------------------------|-----|----|
| Industrials | | |
| ALS | ASX | NR |
| Ausdrill | ASX | NR |
| Bradken | ASX | DP |
| Cabcharge Australia | ASX | NR |
| Cardno | ASX | NR |
| Decmil Group | ASX | NR |
| Forge Group | ASX | NR |
| GWA Group | ASX | NR |
| Macquarie Atlas Roads Group | ASX | NR |
| Mainfreight | NZX | DP |
| McMillan Shakespeare | ASX | NR |
| Mermaid Marine Australia | ASX | NR |
| Mineral Resources | ASX | NR |
| NRW Holdings | ASX | NR |
| Port Of Tauranga | NZX | DP |
| Qube Holdings | ASX | NR |
| SAI Global | ASX | NR |
| SEEK | ASX | NR |
| Seven Group Holdings | ASX | NR |
| Skellerup Holdings | NZX | NR |
| Skilled Group | ASX | DP |
| Transfield Services | ASX | NR |
| Transurban Group | ASX | NR |
| Virgin Australia Holdings | ASX | NR |

| | | |
|--------------------------------|-----|----|
| Information Technology | | |
| Carsales.com | ASX | NR |
| Diligent Board Member Services | NZX | NR |
| IRESS | ASX | NR |
| SMS Management & Technology | ASX | NR |
| Xero | NZX | NR |

| | | |
|-------------------------|-----|----|
| Materials | | |
| Adelaide Brighton | ASX | NR |
| Alacer Gold | ASX | NR |
| BC Iron | ASX | NR |
| BlueScope Steel | ASX | NR |
| DuluxGroup | ASX | NR |
| Evolution Mining | ASX | NR |
| Iluka Resources | ASX | DP |
| Independence Group | ASX | DP |
| James Hardie Industries | ASX | DP |
| Medusa Mining | ASX | NR |
| Mount Gibson Iron | ASX | NR |
| Northern Star Resources | ASX | NR |
| Nufarm | ASX | DP |
| Nuplex Industries | NZX | DP |
| OceanaGold Corporation | NZX | NR |
| OZ Minerals | ASX | DP |
| Regis Resources | ASX | NR |
| Resolute Mining | ASX | NR |
| Sandfire Resources NL | ASX | DP |
| Silver Lake Resources | ASX | NR |
| Sirius Resources | ASX | NR |
| Steel & Tube Holdings | NZX | DP |

| | | |
|-----------------------------|-----|----|
| Telecommunication Services | | |
| IINET | ASX | NR |
| M2 Telecommunications Group | ASX | NR |
| TPG Telecom | ASX | NR |

| | | |
|--------------------------|-----|----|
| Utilities | | |
| Contact Energy | NZX | NR |
| Energy World Corporation | ASX | NR |
| Envestra | ASX | NR |
| Infratil | NZX | NR |
| Mighty River Power | NZX | NR |
| SP AusNet | ASX | NR |
| TrustPower | NZX | DP |
| Vector | NZX | NR |

Key:

AQL(): Answered questionnaire late, and therefore is not scored

DP: Declined to participate

IN: Information provided (e.g. CSR report)

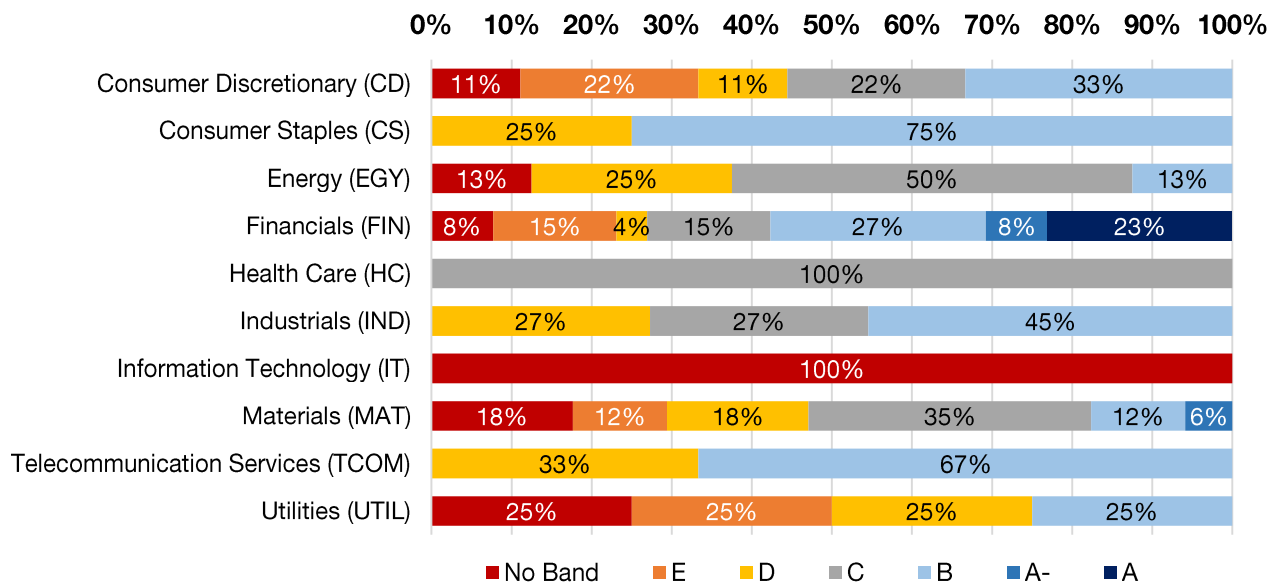
SA(AQ): See another - refers to another company response

Response not public: the company responded privately

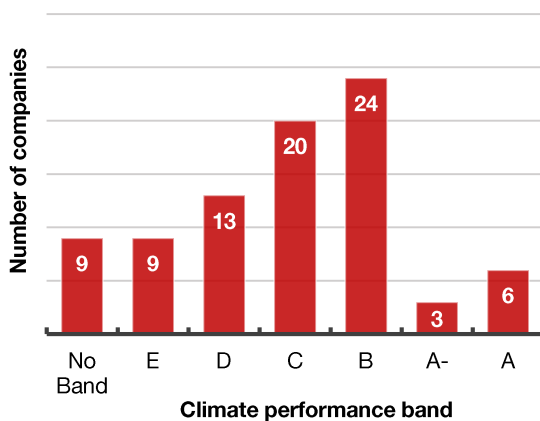
Number of Scope 3 categories: value indicates number of Scope 3 categories that were reported as 'relevant and calculated'

Analysis of ASX 200 climate disclosure and climate performance in 2014

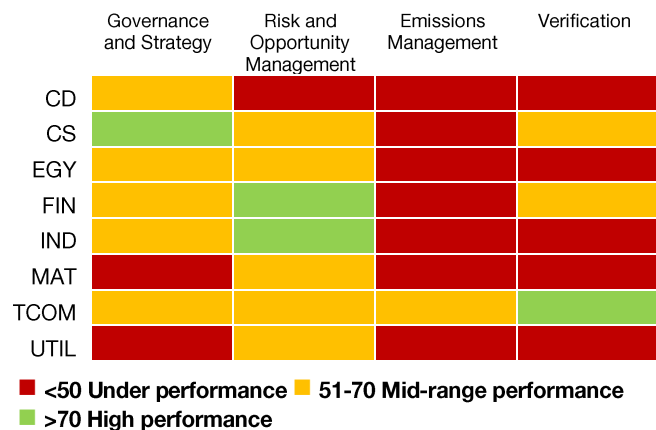
Comparison of ASX 200 climate performance by sector



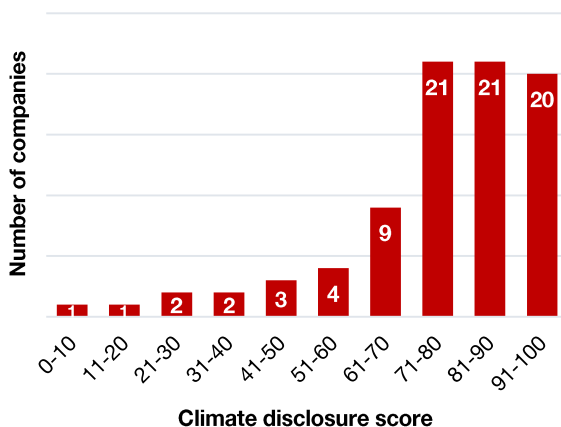
Climate performance band distribution of ASX 200 responding companies



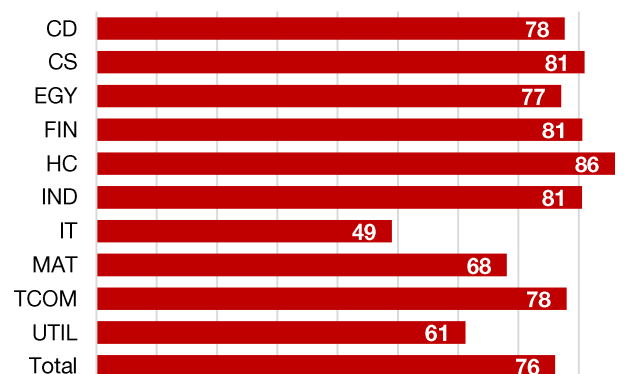
Sectoral assessment of ASX 200 climate performance by scoring category



Climate disclosure score distribution of ASX 200 responding companies



Average climate disclosure scores of ASX 200 responding companies by sector



ASX 200 and NZX 50 responding companies, scores and emissions data

| Company | Public | Listed On | CDP 2014 Score | | Scope 1 emissions | Scope 2 emissions | Scope 3 categories reported | Company | Public | Listed On | CDP 2014 Score | | Scope 1 emissions | Scope 2 emissions | Scope 3 categories reported |
|---------------------------------|------------|-----------|----------------|----|------------------------|-------------------|-----------------------------|------------------------------------|------------|-----------|----------------|----|-------------------|-------------------|-----------------------------|
| Consumer Discretionary | | | | | | | | Suncorp Group | Public | ASX | 75 | C | 6,584 | 53,704 | - |
| Ardent Leisure Group | Public | ASX | 62 | E | 2,685 | 55,944 | - | Vital Healthcare Property Trust | Public | NZX | 13 | - | - | - | - |
| Aristocrat Leisure | Public | ASX | AQ(L) | - | - | - | - | Westfield Group | Public | ASX | 91 | C | 29,649 | 446,386 | 4 |
| Crown Resorts | Public | ASX | 78 | C | 36,927 | 151,455 | 1 | Westpac | Public | ASX NZX | 98 | B | 10,708 | 174,843 | 4 |
| David Jones | Public | ASX | 94 | B | 7,090 | 86,925 | 2 | Health Care | | | | | | | |
| JB Hi-Fi | Not public | ASX | 73 | E | Not public | | - | CSL | Public | ASX | 86 | C | 59,786 | 148,036 | - |
| Kathmandu Holdings | Public | ASX NZX | 76 | C | 0 | 7,251 | - | Ebos Group | Public | NZX | 28 | - | - | - | - |
| News Corp | Public | ASX | 96 | B | 30,848 | 224,333 | 1 | Fisher & Paykel Healthcare Corp | Not public | NZX | 46 | - | Not public | | - |
| The Reject Shop | Public | ASX | 49 | - | - | - | - | Industrials | | | | | | | |
| Tatts Group | Not public | ASX | 72 | D | Not public | | - | Air New Zealand | Public | NZX | 77 | C | 2,934,465 | 8,831 | 2 |
| 21st Century Fox | Public | ASX | 99 | B | 48,365 | 158,120 | 5 | Asciano Group | Public | ASX | 81 | C | 1,096,837 | 145,495 | 1 |
| Warehouse Group | Public | NZX | 77 | B | 1,322 | 12,414 | 4 | Auckland International Airport | Public | NZX | 71 | B | 2,404 | 5,511 | 2 |
| Consumer Staples | | | | | | | | Aurizon Holdings | Public | ASX | 81 | D | 755,100 | 466,584 | 5 |
| Metcash | Public | ASX | 92 | B | 7,556 | 113,503 | 1 | Brambles | Public | ASX | 84 | B | 55,376 | 70,708 | 4 |
| Treasury Wine Estates | Public | ASX | 58 | D | 15,132 | 50,819 | - | Downer EDI | Public | ASX | 81 | C | 219,760 | 50,730 | 2 |
| Wesfarmers | Public | ASX | 78 | B | 1,568,933 | 2,671,829 | 5 | Freightways | Not public | NZX | 10 | - | Not public | | - |
| Woolworths Limited | Public | ASX | 96 | B | 556,562 | 2,562,162 | 5 | Leighton Holdings | Not public | ASX | 97 | B | Not public | | - |
| Energy | | | | | | | | Monadelphous Group | Public | ASX | 79 | D | 10,065 | 2,049 | 3 |
| Aquila Resources | Public | ASX | 88 | C | 1,913 | 448 | - | Qantas Airways | Public | ASX | 96 | B | 12,422,701 | 209,801 | 5 |
| AWE | Not public | ASX | 72 | D | Not public | | - | Sydney Airport | Not public | ASX | 54 | D | Not public | | - |
| Caltex Australia | Public | ASX | 83 | C | 1,849,610 | 288,640 | 1 | Toll Holdings | Public | ASX | 68 | B | 553,461 | 81,768 | 1 |
| Oil Search | Not public | ASX | 72 | D | Not public | | - | Transpacific Industries | Public | ASX | 88 | B | 631,497 | 41,111 | - |
| Origin Energy | Public | ASX | 83 | C | 15,096,421 | 201,675 | 2 | UGL | Public | ASX | 77 | C | 19,540 | 29,062 | 4 |
| Santos | Public | ASX | 86 | B | 3,677,867 | 36,409 | 3 | Information Technology | | | | | | | |
| Woodside Petroleum | Public | ASX | 88 | C | 9,884,880 | 7,641 | 3 | Computershare | Not public | ASX | 49 | - | Not public | | - |
| WorleyParsons | Public | ASX | 45 | - | 39,475 | 61,609 | 1 | Recall Holdings | Public | ASX | SA | - | See Brambles | | - |
| Financials | | | | | | | | Materials | | | | | | | |
| AMP | Public | ASX | 89 | B | 115 | 20,715 | 4 | Alumina | Public | ASX | 66 | C | 3,524,334 | 2,920,999 | - |
| ASX | Public | ASX | 74 | D | 153 | 10,906 | 3 | Amcor | Public | ASX | 100 | A- | 852,563 | 1,550,553 | 4 |
| Australia and NZ Banking Group | Public | ASX NZX | 98 | A- | 16,037 | 204,108 | 5 | Amrium | Public | ASX | 79 | C | 3,149,512 | 1,484,204 | 2 |
| Bendigo and Adelaide Bank | Public | ASX | 72 | E | 2,972 | 28,816 | 4 | Atlas Iron | Not public | ASX | 63 | E | Not public | | - |
| BWP Trust | Public | ASX | 89 | C | 0 | 249 | 2 | Beadell Resources | Public | ASX | 33 | - | - | - | - |
| CFS Retail Property Trust | Public | ASX | 98 | A- | 2,825 | 90,989 | 2 | BHP Billiton | Public | ASX | 87 | B | 22,000,000 | 24,700,000 | 2 |
| Challenger | Public | ASX | 64 | E | - | 1,031 | - | Boral | Public | ASX | 76 | D | 2,676,096 | 729,774 | - |
| Charter Hall Group | Public | ASX | 73 | C | 5,838 | 99,484 | 1 | CSR | Public | ASX | 30 | - | 367,113 | 259,621 | - |
| Charter Hall Retail REIT | Public | ASX | SA | - | See Charter Hall Group | | - | Fletcher Building | Public | ASX NZX | 75 | C | 857,211 | 420,199 | 2 |
| Commonwealth Bank | Public | ASX | 100 | A | 10,542 | 131,956 | 9 | Fortescue Metals | Public | ASX | 82 | C | 1,331,339 | 99,522 | - |
| Dexus Property Group | Public | ASX | 98 | A | 5,427 | 105,812 | 5 | Incitec Pivot | Public | ASX | 78 | D | 2,362,749 | 370,144 | - |
| Goodman Group | Not public | ASX | 80 | B | Not public | | - | Lynas Corporation | Public | ASX | 0 | - | - | - | - |
| Goodman Property Trust | Not public | NZX | 72 | C | Not public | | - | Newcrest Mining | Public | ASX | AQ(L) | - | - | - | - |
| GPT Group | Public | ASX | 92 | B | 10,076 | 153,226 | 5 | Orica | Not public | ASX | 74 | D | Not public | | - |
| Henderson Group | Public | ASX | 97 | A | 26 | 2,197 | 5 | Orora | Public | ASX | SA | - | See Amcor | | - |
| Insurance Australia Group | Public | ASX | 98 | A | 8,702 | 36,120 | 3 | PanAust | Public | ASX | 91 | C | 186,878 | 54,522 | 7 |
| Investa Office Fund | Public | ASX | 87 | A | 1,628 | 33,540 | 2 | Rio Tinto | Public | ASX | 87 | B | 23,400,000 | 14,400,000 | 6 |
| IOOF Holdings | Public | ASX | 32 | - | 0 | 2,100 | - | Sims Metal Management | Public | ASX | 66 | C | 111,133 | 142,526 | 3 |
| Kiwi Income Property Trust | Public | NZX | 95 | B | 1,293 | 3,027 | 4 | Western Areas | Public | ASX | 70 | E | 14,559 | 45,429 | - |
| Macquarie Group | Public | ASX | 85 | B | 0 | 41,355 | 1 | Telecommunication Services | | | | | | | |
| Mirvac Group | Public | ASX | 81 | B | 7,066 | 71,426 | 3 | Chorus | Public | NZX | 73 | C | 1,317 | 11,675 | 4 |
| National Australia Bank | Public | ASX | 94 | A | 20,848 | 177,540 | 7 | SingTel | Public | ASX | 80 | B | 10,253 | 515,347 | 4 |
| Perpetual Investments | Public | ASX | 64 | E | 30 | 3,276 | 4 | Telecom Corporation of New Zealand | Public | ASX NZX | 67 | D | 2,584 | 25,725 | 4 |
| Platinum Asset Management | Not public | ASX | 24 | - | Not public | | - | Telstra Corporation | Public | ASX | 87 | B | 53,645 | 1,331,148 | 3 |
| Precinct Properties New Zealand | Not public | NZX | 72 | D | Not public | | - | Utilities | | | | | | | |
| QBE Insurance Group | Public | ASX | 55 | E | 1,019 | 33,639 | 1 | AGL Energy | Public | ASX | 92 | B | 20,236,397 | 314,529 | 10 |
| Stockland | Public | ASX | 88 | B | 18,468 | 100,936 | 3 | APA Group | Public | ASX | 79 | D | 323,871 | 14,735 | 1 |
| | | | | | | | | Duet Group | Not public | ASX | 20 | - | Not public | | - |
| | | | | | | | | Meridian Energy | Public | NZX | 56 | D | 1,076 | 2,587 | 9 |
| | | | | | | | | Spark Infrastructure Group | Not public | ASX | 54 | E | Not public | | - |